









Fundo	Valor da Cota	Variação do Dia	Benchmark	JANEIRO		2019		PL
				Acumulado	x Benchmark	Acumulado	x Benchmark	
COINVALORES DI	14,38530214	0,021%	CDI	0,277%	86,36%	0,277%	86,36%	R\$ 26.185.809,00
BTG YIELD DI	30,4630771	0,027%	CDI	0,296%	100,06%	0,296%	100,06%	R\$ 4.026.460.000,00
BTG CAPITAL MARKETS	8,8668663	0,026%	CDI	0,294%	99,38%	0,294%	99,38%	R\$ 1.000.650.000,00
SANTANDER INCOME CLASS	434,3353575	0,033%	CDI	0,314%	105,97%	0,314%	105,97%	R\$ 65.256.879,87
COINVALORES TERMO	3,28118341	0,021%	CDI	0,252%	85,19%	0,252%	85,19%	R\$ 9.529.061,70
COINVALORES YIELD	31,11853202	0,040%	CDI	0,620%	209,55%	0,620%	209,55%	R\$ 33.008.975,61
AZ QUEST LEGAN LOW VOL 	3,0486996	0,065%	CDI	0,332%	112,31%	0,332%	112,31%	R\$ 524.645.718,00
AZ QUEST LUCE	1,37461694	0,033%	CDI	0,333%	112,58%	0,333%	112,58%	R\$ 4.833.475.479,00
ADAM MACRO II 	1,42870107	0,147%	CDI	1,463%	494,47%	1,463%	494,47%	R\$ 3.753.746.862,00
ADAM STRATEGY II 	1,19811673	0,153%	CDI	1,653%	558,81%	1,653%	558,81%	R\$ 2.813.134.471,00
ADAM STRATEGY D60	1,00198784	0,155%	CDI	1,696%	573,25%	1,696%	573,25%	-
BTG CRÉDITO CORPORATIVO 	2,1400025	0,031%	CDI	0,354%	119,79%	0,354%	119,79%	R\$ 2.680.250.000,00
BTG DISCOVERYFI MULTI	21,6774547	0,260%	CDI	1,254%	423,80%	1,254%	423,80%	R\$ 1.724.550.000,00
CANEPA MACRO	1,6308335	0,223%	CDI	1,662%	561,76%	1,662%	561,76%	R\$ 218.253.000,00
SANTANDER MULTISTRATEGY	207,9940181	-0,001%	CDI	0,241%	81,33%	0,241%	81,33%	R\$ 109.599.676,55
MAUA MACRO	726,4503671	-0,294%	CDI	1,325%	447,86%	1,325%	447,86%	R\$ 1.531.000.000,00
OURO PRETO GR DE LOCAÇÃO	1,07803633	0,024%	CDI	0,290%	97,94%	0,290%	97,94%	R\$ 1.074.600,89
COINVALORES FIA	9,7679277	0,661%	IBOVESPA	6,829%	80,42%	6,829%	80,42%	R\$ 5.855.339,17
COINVALORES KIDS	12,74052922	1,148%	IBRX	5,365%	64,53%	5,365%	64,53%	R\$ 1.745.719,16
ALASKA BLACK II	2,3853259	-0,082%	IBOVESPA	10,066%	118,53%	10,066%	118,53%	R\$ 342.318.520,00
AZ QUEST AÇÕES	11,93507428	1,072%	IBOVESPA	4,853%	57,14%	4,853%	57,14%	R\$ 642.385.048,00
BTG ABSOLUTO INSTITUCIONAL	3,4274321	1,169%	IBOVESPA	4,336%	51,06%	4,336%	51,06%	R\$ 655.540.000,00
BTG DIVIDENDOS	3,7472763	0,845%	IBOVESPA	6,374%	75,06%	6,374%	75,06%	R\$ 61.110.000,00
DLM HEDGE CONSERVADOR II 	1,54369975	0,024%	CDI	0,341%	115,11%	0,341%	115,11%	R\$ 1.507.438.534,00
OURO PRETO CRED PRIV FIC FIM	2,32784462	0,034%	CDI	0,408%	137,89%	0,408%	137,89%	R\$ 122.047.071,00
GLOBAL MACRO OPPORTUNITIES	129,8460106	0,158%	CDI	-0,296%	0,00%	-0,296%	0,00%	R\$ 134.525.474,00
VOTORANTIM CAMBIAL	3,162204245	0,713%	PTAX	-2,962%	0,00%	-2,962%	0,00%	R\$ 289.510.000,00
BTG CAMBIAL	6,6108797	0,711%	PTAX	-2,968%	0,00%	-2,968%	0,00%	R\$ 78.750.000,00

 CONSERVADOR  
 MODERADO  
 AGRESSIVO

 FUNDO FECHADO PARA CAPTAÇÃO

Indicadores	Variação do dia	Mês	Ano
CDI Abertura	0,025%	0,321%	0,321%
CDI Fechamento	0,025%	0,296%	0,296%
IBrX	0,978%	8,314%	8,314%
US\$	1,059%	-2,986%	-2,986%
IBOVESPA	1,015%	8,493%	8,493%

